



Colpi di base


diàn
点




héng
横





héngzhé gōu
横折钩



shù
竖




shù gōu
竖钩



nà
捺



piě
撇





Calligraphy practice strokes on a white sheet of paper. The strokes are bold and black, showing the beginning of a character. The top part of the character consists of two curved strokes, and the bottom part consists of two vertical strokes.

Calligraphy practice strokes on a white sheet of paper. The strokes are bold and black, showing the beginning of a character. The top part of the character consists of two curved strokes, and the bottom part consists of two vertical strokes.

Calligraphy practice strokes on a white sheet of paper. The strokes are bold and black, showing the beginning of a character. The top part of the character consists of two curved strokes, and the bottom part consists of two vertical strokes.

Calligraphy practice strokes on a white sheet of paper. The strokes are bold and black, showing the beginning of a character. The top part of the character consists of two curved strokes, and the bottom part consists of two vertical strokes.





Colpi di base

水

Colpi di base

dian 点

heng 横

shu 竖

shu gōu 竖钩

heng zhe gōu 横折钩

五

王

王

王

王

二

王

六

一

一

一

一

一

一

一

一

一

一

一

一



猪
春
吉
福

福





精神



福喜



